

Fire and smoke spring return damper actuator, 15 Nm

ST15



Description

Damper actuator serie ST15 to operate and position air dampers in HVAC systems.

- For air dampers up to approx. 3 m²
- Nominal voltage 24 V AC/DC and 100...240 V AC
- Control: 2-point, on-off
- Characteristics: shaft dimensions □12/12 mm square, minimum shaft length 90 mm, anti-rotation bracket provided for stability, selectable direction of rotation, 2 not adjustable SPDT auxiliary switches, 1 m cable connection, thermal duct sensor included.



Technical features

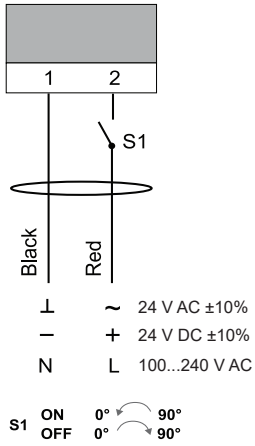
Actuator model		ST15AT	ST15BT
Damper area	m ²		3
Nominal torque	Nm		15
Power supply	V	24 AC/DC	100...240 AC
Frequency	Hz		50/60
Power consumption			
- in operation	W		8
- at rest	W		2,5
- for wire sizing	VA		7,0
Running time for motor	s		<150
Running time for spring	s		< 25
Sound power level	db (A)		45
Control signal			2 point, on-off
Auxiliary switch rating			3 (1,5) A, AC 230 V
Life cycle	cycles		60.000
Rotation angle			
- operating			90° (95° mechanical)
- limitation			5-85° (steps of 5°)
Thermal temperature trip			> 72°
Protection class		III	II
Protection degree			IP54
Working temperature °C			-20...+50° C
Working humidity RH			5...95% RH, non-condensating
Storage temperature range			-30...+80° C
Maintenance			free
Weight	g		<2600
Standards			CE-conformity, RoHs

ST15

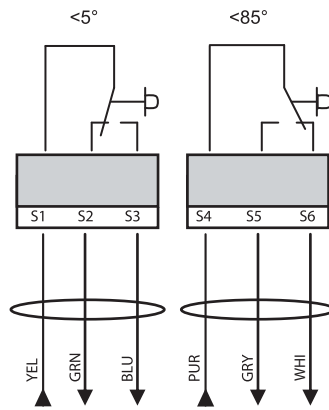


Electrical wirings

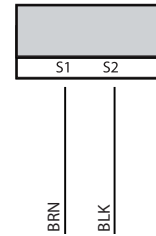
Wiring diagram



Auxiliary switches

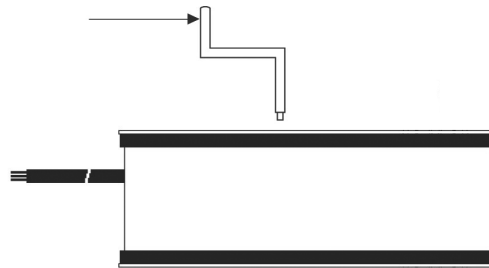


Thermal sensor

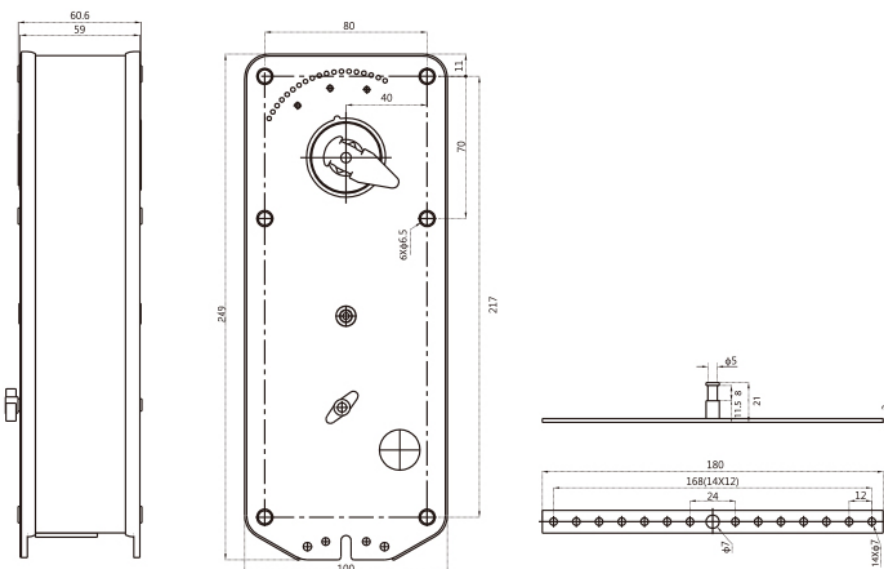


Setting

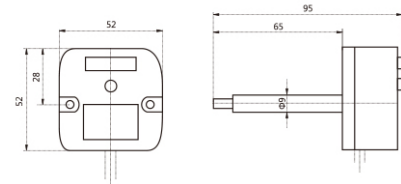
Manual override



Dimensions (mm)



Thermal sensor



The thermal sensor controls the temperature in two areas: room and duct. The damper actuator will open when the temperature reaches 72°C in one of the two zones. There is a test button on the sensor.

The contents are subject to revision or change without notice.